

YourHome Spot IP65


SYLSPOT 550LM 3-CCT IP65 DIM WHT

0090017



Product features

- Integrated LED recessed spotlight, RAL9016 colour, 630lm, 7.0W, phase dimmable, 2700K/3000K/4000K, 38° degree beam angle, ABS plastic white body, low profile 47mm recessed depth, IP65 from the front, IK03, loop-in/loop-out terminals for fast wiring, 87mm bezel diameter, 68-74mm cutout, diffuse lens. Additional silver bezel included in the packaging.



PRODUCT OVERVIEW

Product name	SYLSPOT 550LM 3-CCT IP65 DIM WHT
Technology	LED
Cap/Base	N/A
Housing	PC Polycarbonate
Mount	Ceiling recessed mounting
Environment	Indoor
General application	Residential & Consumer
ETIM Class	EC001744
Warranty	3 years
Fixture luminous flux (lm)	550
Luminous flux (lm)	550
Luminaire efficacy (lm/W)	100
Light colour	Warm White-Candlelight
CRI (Ra)	80
Colour Variation Initial (SDCM)	SDCM6
Beam Angle (°)	38
Photobiological Risk Group	RG1
Total power consumption (W)	5.5
Electrical protection	Class II
Control gear type	LED driver constant current
Dimmable	Yes
Dimming method	Mains: leading / trailing edge
LED Flickering Rate	Low (6% - 20%)
Housing colour	RAL 9003 - Signal white
IP rating	IP65/20
IK rating	IK03
Product EAN number	5410288900179

DATA TABLE

General data

Product name	SYLSPOT 550LM 3-CCT IP65 DIM WHT
--------------	----------------------------------

YourHome Spot IP65

SYLSPOT 550LM 3-CCT IP65 DIM WHT

0090017

Technology	LED
Cap/Base	N/A
Housing	PC Polycarbonate
Mount	Ceiling recessed mounting
Environment	Indoor
General application	Residential & Consumer
Operating temperature range (°C)	-10°C...+40°C
Performance ambient temperature Tq (°C)	25
ETIM Class	EC001744
Warranty	3 years

Optical data

Fixture luminous flux (lm)	550
Luminous flux (lm)	550
Luminaire efficacy (lm/W)	100
Correlated colour temperature range (K)	2700 - 4000
Light colour	Warm White-Candlelight
CRI (Ra)	80
Colour Variation Initial (SDCM)	SDCM6
Beam Angle (°)	38
Distribution type	Symmetric
Photobiological Risk Group	RG1

Electrical data

Total power consumption (W)	5.5
Primary Supply/Product voltage - min (V)	220
Primary Supply/Product voltage - max (V)	240
Lamp power factor	0.6
THD (at 230 V, 50 Hz, full load, at 100% dimming level) xx.x %	90
Electrical protection	Class II
Control gear type	LED driver constant current
Dimmable	Yes
Dimming method	Mains: leading / trailing edge
Drive current - Range (mA)	2mA / 17mA
Inrush Current (A)	5.5
Inrush Duration (µs)	100
Glow Wire Test (°C)	650
Energy Efficiency Class (A->G) of contained light source	E
Nominal Frequency (Hz)	50/60Hz
LED Flickering Rate	Low (6% - 20%)
Max. products per 10A C Breaker	132
Max. products per 13A C Breaker	174
Max. products per 16A C Breaker	222
Max. products per 20A C Breaker	270
Max. products per 10A B Breaker	78
Max. products per 16A B Breaker	132

YourHome Spot IP65

SYLSPOT 550LM 3-CCT IP65 DIM WHT

0090017

Connectable conductor cross section - Min (mm ²)	0.75
Connectable conductor cross section - Max (mm ²)	1.5

Lifetime data

Lifespan L70 B50	57000
Lifespan L70 B20	54000
Lifespan L70 B10	53000
Lifespan L80 B50	36000
Lifespan L80 B20	34000
Lifespan L80 B10	33000
Lifespan L90 B50	17000
Lifespan L90 B20	16000
Lifespan L90 B10	16000

Physical data

Housing colour	RAL 9003 - Signal white
IP rating	IP65/20
IK rating	IK03
Diffuser finish	Other
Diffuser material	None
Reflector finish	None
Nominal Product Height (mm)	47
Nominal Product Diameter (mm)	87
Cutout Dimensions (W x L in mm or Diameter in mm)	68-74
Weight (kg)	0.09

Packaging

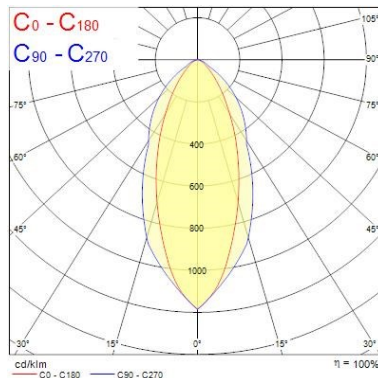
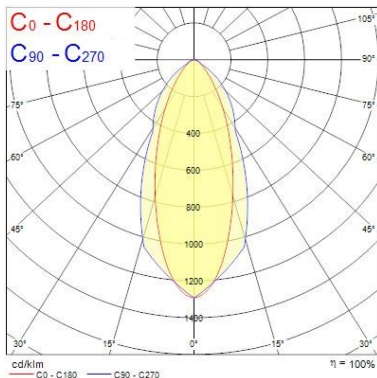
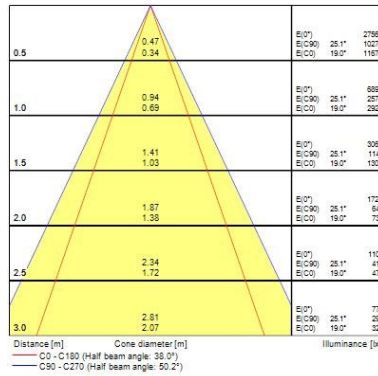
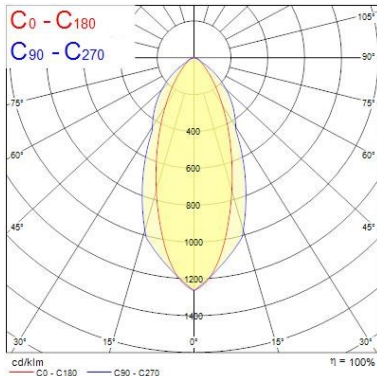
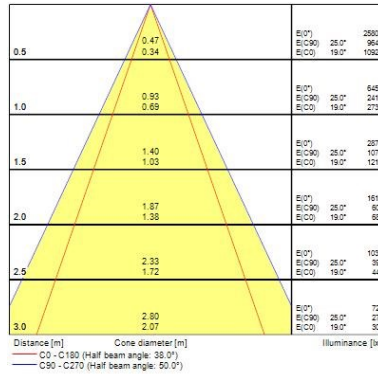
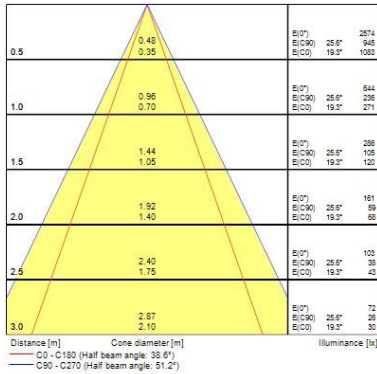
Single packaging type	Carton
Product EAN number	5410288900179
Packaging single length / height (cm)	9.0
Packaging single width (cm)	6.0
Packaging single depth (cm)	9.0
DUN14 (inner)	25410288900173
Units per inner package	6
Packaging inner length / height (cm)	28.7
Packaging inner width (cm)	7.6
Packaging inner depth (cm)	19.0
DUN14 (outer)	15410288900176
Units per outer package	48
Packaging outer length / height (cm)	31.6
Packaging outer width (cm)	30.5
Packaging outer depth (cm)	41.2

Safety data

Optimal operating condition (°C)	-10-40
----------------------------------	--------

YourHome Spot IP65 SYLSPOT 550LM 3-CCT IP65 DIM WHT 0090017

PHOTOMETRY



TECHNICAL DRAWINGS

